

# Bluegrass Basket Guild



## 2nd Annual Basket Bonanza

September 22 & 23, 2023

**100 Oak Tree Way Taylorsville KY 40071**

We are so excited to weave with you on September 22 & 23 at The Spencer Co. Extension Office in Taylorsville, KY.

### How to Weave away with us in September:

There is a registration form at the end of this brochure or check us out on Facebook at Bluegrass Basket Guild

- Choose your favorite baskets for each day. Some kits and basket making goodies will be available for purchase during the weekend
  - Print and fill the form out and send it with your checks
- Make a check for \$35.00 to Bluegrass Basket Weavers. This covers meals and registration
- Make a check to each teacher for your 1st choice baskets for the class cost and POST DATED for the day of the class

● Send preferred email address or a self-addressed, stamped 4 x 9 envelope with your checks for the teachers, as well as registration fee and completed registration form to

**Bluegrass Basket Guild**

**251 Cotton Ln**

**Taylorsville, KY 40071**

**ATTN: Jamie Prather**

\* There are no refunds, and you will need to plan to pick up your kit or have it mailed to you. (At your expense)

---

## **Food Choices**

Friday's Dinner will be walking tacos

Saturday we will offer a light breakfast and lunch will be smoked pulled pork and baked potatoes

There are several restaurants within driving distance if you prefer to go out to eat

You can bring food in to eat while you are at the Basket Bonanza

Coffee, water, and Tea are provided

***PLEASE LET US KNOW IF YOU HAVE A FOOD ALLERGY!!!!***

---

## ***WEAVING SKILL LEVELS:***

Please evaluate your skill level, not only for your total weaving experience, but also for your experience using the techniques offered in the classes you are considering. Remember it is not fair to the instructor or the other students to take a class that you are not ready to handle.

These classes are offered to students of all skill levels from Beginner to Advanced

**Beginner Weavers:** have little, or no weaving experience having woven only a few baskets. They need more practice with basic weaving techniques, bases and shaping. These weavers are becoming proficient in basic weaving techniques, including over/under weaving, start/stop weaving, twining, and rim lashing. They are learning to control shape and will be introduced to new pattern weaves such as twill, different twinning methods, and rim and handle finish variations

**Intermediate:** Weavers have proficiency in weaving techniques. They can begin with ease and have mastered several weaving techniques. They do not have difficulty setting up bases, twining, completing over/under weaves and creating rims using the materials offered in a class.

**Advanced:** They have mastered weaving techniques and are ready to take on more challenging projects. Teachers are confident these students have achieved this skill level when attending class. Basic skills are not reviewed due to time constraints. These weavers can design baskets on their own but require new challenges.

---

## WHAT TO BRING:

To make the most of your weaving experience it helps to have the proper equipment. We suggest that you bring:

A dishpan or bucket	An old towel
Sharp clippers or strong scissors	Small and large packing tools
Several (12 or more) clips or clothespins	Flexible tape measure
Spray bottle	Pencil
Cable ties (variety of sizes)	Sharp knife
eagerness to fellowship laughs and make memories	<b>Items for the silent auction!!</b>




## SILENT AUCTION!



We are excited to add something new this year. We will be having a silent auction with proceeds to go to purchasing reed to create baskets for the local nursing home. Additional funds raised will be used to purchase items to place in the baskets. If you have any items you would like to donate to go towards this community outreach, please bring them. You can bring unused basket kits, supplies or even other items. We will have a group weaving day on a Saturday to cut and create the baskets so you can give in this manner and also be part of creating. Thank you in advance for your generosity!

---

# Friday Basket Classes



Registration begins at 11:30 Class starts at 12 noon

## **F1 Dirty and Dutch Pour**

Friday 12-4

By Earlene Lampman

\$50.00

All levels

**\*\*Please note that this is to learn how to create your 2 acrylic poured bases! The pattern for completed baskets will be included but you will NOT make the basket in class as it takes time for the poured bases to season before use! \*\***



Bases are slotted wood 7x10" racetracks. Class is open to any level. Students will be able to complete 2 different bases in the time provided. All materials will be provided and students will receive a pattern that can be used to complete the basket pictured. The first base, "a dirty pour" is for beginners where they will learn how to prepare the base for use, get a lesson on how to use acrylic paint, and complete the first base. They will choose their own colors for both bases. There will be a break after the Dirty Pour. In the second half of the class a more advanced technique called a Dutch Pour, using a straw to manipulate the paint, will be taught. The picture below shows several completed bases and the finished basket.

Funky yarn, waxed cotton and beads will be provided to use on finished baskets. Rimming will also be modeled in class

**F2 Poppin**

Friday 4-9 (dinner break in there)

By: Danielle Anderson

\$55.00

Beginner



Poppins comes in and brings class and charm to any rooms she's in, I think this basket does the same. I designed it to have character and to be a bit whimsical. If you remember, the families live on Cherry Blossom Lane; hence the color I used for this original basket.

**Finished Basket  
Dimensions:**

5" tall, 8" diameter at the top, 30" circumference around the middle of the basket.

This is a great beginner basket - it looks harder than it is :).

Kits available

**F3 Double Duty**

Friday 12-4

By: Shirley Thomas

\$55.00

All levels



This basket can serve many different uses: Halloween decor or Thanksgiving flower arrangement. woven on a wooden base with a start stop pattern. The eyes are removable  
8x8 includes halloween decor

Kits available

**F4 This is how we casserole**  
Friday 5-9 (dinner break in there)  
By Nichole Hutchins  
\$40.00  
All levels



Let's see how you  
**casseROLL!** This solid woven  
bottom casserole/baking  
dish carrier is 10x10. It's all  
natural with hand made  
Amish handles. You'll pick  
your handles the day of the  
class. This is a beginner  
basket.

Kits  
available

**F5 Hydraweave**  
Friday 12-2  
By: Lorelea Roberts  
\$25.00  
All levels



**This large water mister  
bottle is framed by a star  
weave. All levels.**

Kits  
available

**F6 Equalizer**

Friday 3-9 (dinner break in there)

By:Lorelea Roberts

\$84.00

All levels



**15 x 5 x 11"** This large tote with either black or red leather handles allows the weaver to learn how color can create patterns. This basket can be created by all levels of weavers.

Kits available

**F7 Purple Lace**

Friday noon to 7 (dinner break included)

By: Bereda Weddle

\$40.00


Intermediate to advanced



This basket is woven using a 6" X 10" D handle with the base measuring 6"W X 10" L X 5" H without the handle. A basic market basket until you use 11/64" F.O. to create four rows of X 's to design a lattice look. A wrapped handle with X 's finishes the basket. Other colors are available. Intermediate weave as weaving experience is necessary.

Kits available



<p><b>F8 Wendy's Storage Container with Lid</b>  Friday noon to 7 (dinner break in there)  By: Cheryl Dixon  \$60.00  Intermediate to advanced</p> 	<p>Round basket on a 6" wood base. about 7-8" diameter at the top, weave a lip on the inside of the basket for the lid to sit on. Intermediate basket, experience is shaping is helpful. Continuous weaving and cross stitch techniques are used.</p>	<p>Kits available</p>
--	---	-----------------------



## Saturday Basket Classes

Registration starts at 8:30 class at 9

<p><b>S1 Colonial Storage</b>  Saturday 9 to 4 (lunch break included)   By: Shirley Thomas  \$65.00  All levels</p> 	<p>This is one of my favorite baskets. It is woven on 11 inch x 14 inch D handle with a solid woven bottom. It features woven overlays to accent the vertical spokes. It is a basket that is good to showcase a quilt, storage of knitting supplies, magazines, you name it. It even looks good with dust stored on it. 11x18x8 excluding handle.</p>	<p>Kits available</p>
---	---	-----------------------

**S2 Albert**

Saturday 3-5pm  
By: Bereda Weddle  
\$27.00  
Beginner



Albert is woven on a 1 1/4" drilled wooden ball with round round spokes using a continuous weave. Straw hat, bandana, & jacket included. He stands between 8" - 11" tall. This is wonderful for beginning weavers.

Kits available



**S3 Madala**

Saturday 9-11  
By: Cheryl Dixon  
\$25.00  
Beginner



Fretwork wood bottom basket, 8" diameter using a drilled base with round reed as spokes. This is a quick basket and great for a beginner

Kits available

<p><b>S4 Whimsey</b>  Saturday 11-5 (lunch break included)  By: Lorelea Roberts  \$53.00  All levels</p> 	<p>This basket is a charming and practical storage solution for any room in your home. It is perfect for storing yarn, magazines, or other small items, and comes with a cute added feature of an owl, turtle, gnome, bee, ladybug or frog climbing up the ladder. The basket also has a swing handle, making it easy to move around and access your items. It is sure to add a touch of whimsy to any space.</p> <p>Size: 12 x 8 base basket ~ 6 1/4 high – 16' high with handle all levels</p>	<p>Kits available</p>
<p><b>S5 Relish Tray</b>  Saturday 9-2 (lunch break included)  By: Bereda Weddle  \$35.00  All levels</p> 	<p>A useful and handy basket that includes a plastic divided relish tray insert. The measurements of the basket are 6 1/2" W X 16 1/2" L X 2 1/4" H. Finished with black wrought iron handles. This is a good beginning basket.</p>	<p>Kits available</p>

**S6 Chubby Birds or Bees**

Saturday 12-5

\$60.00

Designed By: Earlene Lampman

Taught by: Cheryl Dixon



Advanced beginner to Intermediate




Starting with a 6" wood base that has a choice of beautiful base designs, this basket is more tray-like, or to hang on a wall or an easel as to show off the base. It is an advanced beginner basket, not for someone who has only made a few baskets.

**YOU NEED TO PICK BIRDS OR BEES WHEN YOU REGISTER FOR THIS CLASS!** Kits will be created to match your base.

Kits available

<p><b>S7 Country Christmas</b>  Saturday 9-2 (lunch break included)  By: Danielle Anderson  \$55.00  All levels</p> 	<p>Country roads may take us to West Virginia, but weaving reeds is how I find the way back to My Old Kentucky Home. I created “A Country Christmas Basket” for the KBA Christmas edition to share a piece of my favorite place to spend Christmas: the farm I grew up on. This cute basket gives off great Country Christmas vibes with two rows of loops, an easy but stylish rim, a Sharp Top handle, and your pick of a star or snowflake. We will weave using the start and stop method as well as twining — please note we are not using smoke reed as it can become soft and hard to weave, dyed reed will give us the same smoke look with strong reed.</p> <p><b>Basket Dimensions: 8” x 8” base, 6.5” woven Height of the basket, 12” Sharp Top Handle height, 32” circumference at the widest part of the basket</b></p>	<p>Kits available</p>
<p><b>S8 Mason jar or Candle basket</b>  Saturday 3-5  By: Danielle Anderson  \$25.00</p> 	<p>This handmade basket, made in Kentucky, will add an adorable feature to any room, office or home. Made to hold a regular size mason jar or candle, it's a charming way to display flowers or a favorite candle (not included).</p> <p>Letters or decorative disk are \$5.00 extra.</p> <p><b>Dimensions:</b>  H: 6.25" (including legs)  W: 4.5"  L: 4.5"</p> <p>Inside of the basket is 4" by 4".  Perfect for a beginner weaver</p>	<p>Kits available</p>

<p><b>S9 All the Buzz</b> Saturday 9-12 By: Nichole Hutchins \$30.00 All levels</p> 	<p><b>Woven on a 4x4 stained and polyed base, Buzz uses start/stop weaving and twining to make this sweet as honey basket. Buzz measures 7 inches tall and is the perfect addition to your collection.</b></p>	<p>Kits available</p>
---	--	-----------------------

**Where to Stay:** <https://www.airbnb.com/taylorsville-ky/stays>

<https://www.edgewater-taylorsville-lake.com/>

**Local towns with hotel rooms include Shelbyville, Louisville and Bardstown.**

---

**Basket Bonanza Registration Form**

**September 22-23, 2022**

**Be sure your class selections are legible and accurate.**

**Name:** \_\_\_\_\_

**Address:** \_\_\_\_\_

**City, State, Zip:** \_\_\_\_\_

**Phone:** \_\_\_\_\_

**Email:** \_\_\_\_\_

**I have the following food allergies:** \_\_\_\_\_

**List classes in order of preference by class code, F01**

**Pick 2<sup>nd</sup> and 3<sup>rd</sup> choices. Classes can fill up quickly or can be canceled by the Instructor if unforeseen circumstances occur. Do not list classes that you are not willing to take as this may cause someone to lose their spot in a class they wanted. Please note if you are only requesting a kit.**

**Friday Early (beginning at noon)**

**(1)\_\_\_\_\_ (2)\_\_\_\_\_ (3)\_\_\_\_\_**

**Friday Late (beginning at 4 or after)**

**(1)\_\_\_\_\_ (2)\_\_\_\_\_ (3)\_\_\_\_\_**

**Saturday Morning (beginning at 9am)**

**(1)\_\_\_\_\_ (2)\_\_\_\_\_ (3)\_\_\_\_\_**

**Saturday Afternoon (beginning at 12 or after)**

**(1)\_\_\_\_\_ (2)\_\_\_\_\_ (3)\_\_\_\_\_**

I would like to purchase the following kits:

1. \_\_\_\_\_
2. \_\_\_\_\_
3. \_\_\_\_\_
4. \_\_\_\_\_

- Choose your 3 favorite baskets for session
- Registration will be done on a 1st come basis.
- Include preferred email for notification or stamped, self-addressed 4 x 9 envelope
- please include your checks and send them to

**Bluegrass Basket Guild**

**251 Cotton Lane**

**Taylorsville, KY 40071**

**ATTN: Jamie Prather**

- Make a check for \$35.00 for your Registration Fee

**Postmarked by August 10, 2023**

**MAIL class checks, Registration check, self-addressed envelope (if preferred method of notification), and this form to:**

**Bluegrass Basket Guild**

**251 Cotton Lane**

**Taylorsville, KY 40071**

**ATTN: Jamie Prather**

- If you do not get your 1st choice class, we will return your check and request a check for the next available class you chose.



- **No registration refund for cancellations, you will need to arrange for pick up or pay for shipment.**

**Email Nichole at [Nichole.hutchins@gmail.com](mailto:Nichole.hutchins@gmail.com) with any questions.**

**Checklist:**

\_\_\_\_\_ I do **NOT** wish to have my picture posted on Facebook or the website

\_\_\_\_\_ Clearly written email address or stamped, self-addressed 4 X 9 envelope if you wish for your classes to be physically mailed to you

\_\_\_\_\_ Separate Checks made out to Bluegrass Basket Weavers for \$35.00 registration

\_\_\_\_\_ Individual checks made out to the teachers of your first-choice classes and any kits you want