

# Bluegrass Basket Guild



## 3<sup>rd</sup> Annual Basket Bonanza

September 13 & 14, 2024

100 Oak Tree Way

Taylorsville KY 40071

We are so excited to weave with you on September 13 & 14 at The Spencer Co. Extension Office in Taylorsville, KY.

How to Weave away with us in September:

There is a registration form at the end of this brochure or check us out on Facebook at Bluegrass Basket Guild

- Choose your favorite baskets for each day. Some kits and basket making goodies will be available for purchase during the weekend.
  - Print and fill the form out and send it with your postdated checks or money orders.
- Make a check or money order for \$35.00 to Bluegrass Basket Weavers  
This covers meals and registration.
- Make a check or money order to each teacher for your 1st choice baskets for the class cost and **POST DATED for the day of the class!**

- Send preferred email address or a self-addressed, stamped 4 x 9 envelope with your checks or money orders for the teachers, as well as registration fee and completed registration form to:

Bluegrass Basket Guild

251 Cotton Ln

Taylorsville, KY 40071

ATTN: Jamie Prather

**\* There are no refunds. You will need to plan to pick up your kit or have it mailed to you. (At your expense)**

---

## **Food Choices**

Friday lunch will be meat & cheese tray, bread to make sandwiches and chips.

Friday Dinner will be pulled pork, baked beans, and baked potatoes.

Saturday we will offer snacks and lunch will be pizza (will have a gluten free crust choice) and salad.

There are several restaurants within driving distance if you prefer to go out to eat.

You can bring food in to eat while you are at the Basket Bonanza

Coffee, Water, and Tea are provided.

***PLEASE LET US KNOW IF YOU HAVE ANY  
FOOD ALLERGIES!!!!***

---

## ***WEAVING SKILL LEVELS:***

Please evaluate your skill level, not only for your total weaving experience, but also for your experience using the techniques offered in the classes you are considering. Remember it is not fair to the instructor or the other students to take a class that you are not ready to handle.

These classes are offered to students of all skill levels from Beginner to Advanced

**Beginner Weavers:** Have little, or no weaving experience having woven only a few baskets. They need more practice with basic weaving techniques, bases and shaping. These weavers are becoming proficient in basic weaving techniques, including over/under weaving, start/stop weaving, twining, and rim lashing. They are learning to control shape and will be introduced to new pattern weaves such as twill, different twinning methods, and rim and handle finish variations.

**Intermediate:** Weavers have proficiency in weaving techniques. They can begin with ease and have mastered several weaving techniques. They do not have difficulty setting up bases, twining, completing over/under weaves and creating rims using the materials offered in a class.

**Advanced:** They have mastered weaving techniques and are ready to take on more challenging projects. Teachers are confident these students have achieved this skill level when attending class. Basic skills are not reviewed due to time constraints. These weavers can design baskets on their own but require new challenges.

---

**On Friday, September 13, Lorelea Robert's husband will be here to collect any scissors that you would like to have sharpened. He will return them to their owners on Saturday before the retreat ends. It will cost \$5 per pair to have them sharpened.**

## WHAT TO BRING:

To make the most of your weaving experience it helps to have the proper equipment. We suggest that you bring:

A dishpan or bucket	An old towel
Strong Sharp clippers or Basket/Reed cutting strong scissors	Small and large packing tools
Several (12 or more) clips or clothespins	Flexible tape measure
Spray bottle	Pencil
Cable ties (variety of sizes)	Sharp knife or reed shaver
Spoke weight	<b>Items for the silent auction!!</b>
Eagerness to fellowship laughs and make memories	



## SILENT AUCTION!



We are excited to continue this year. We will be having a silent auction with proceeds to go to a community activity. If you have any items you would like to donate to go towards this community outreach, please bring them. You can bring unused basket kits, supplies, or even other items. Thank you in advance for your generosity!

# Friday Basket Classes



**Registration begins at 9:30 am**

**Class starts at 10 am**

## **F1 – I LOVE BASKETS**

**All Day – 10 am – 6 pm (lunch and dinner break)**

**By: Bereda Weddle**

**\$50**

**Intermediate Level**

**Due to the shape and the creation of curls**



This 14" X 11" x 7 1/2" basket begins with a heart shaped base. 3 rows of contrasting dyed curls transform this basket. The rim is a matchstick rim, so no lashing is required. Handles are created out of 1/2" flat oval and a bow is fashioned out of 1 1/64" FO. Additional color choices.



Kits available

## **F2 - DIRTY AND DUTCH POUR (Acrylic Pour I)**

**Friday 10 am – 2 pm (lunch break included)**

**By Earlene Lampman**

**\$50**

**All levels**



**\*\*Please note that this is to learn how to create your 2 acrylic poured bases! The pattern for completed baskets will be**

**included but you will NOT make the basket in class as it takes time for the poured bases to season before use!**

Bases are slotted wood 7x10" racetracks. Class is open to any level. Students will be able to complete 2 different bases in the time provided. All materials will be provided, and students will receive a pattern that can be used to complete the basket pictured. The first base, "a dirty pour" is for beginners where they will learn how to prepare the base for use, get a lesson on how to use acrylic paint, and complete the first base. They will choose their own colors for both bases. There will be a break after Dirty Pour. In the second half of the class a more advanced technique called a Dutch Pour, using a straw to manipulate the paint, will be taught. The picture below shows several completed bases and the finished basket.

Funky yarn, waxed cotton and beads will be provided to use on finished baskets. Rimming will also be modeled in class

NO Kits

**F3 - X MARKS THE SPOT**  
**Friday 10 am – 2 pm (lunch break included)**  
**By: Lorelea Roberts**  
**\$45**  
**All Levels**



This lovely bracelet is woven on a metal blank with two colors of cane, natural and color of your choice. The chevrons on each side point up to the center of the bracelet where X marks the spot. With this class you will learn a 4 row repeat twill pattern. You will also learn about cane and a couple of tips to have a fantastic adjustable bracelet. You can select your spoke color choice

Kits available

**F4 - FROSTY**  
**Friday 10 am – 2 pm (lunch break included)**  
**By: Shirley Thomas**  
**\$40**  
**All levels**



7 1/2" x 2 1/2" 9" tall Basket is woven using Christmas Red & white reed. Snowman Attachment included. Can be used for Christmas greenery, cards, etc

Kits available



**F5 - ACRYLIC POUR II**  
**Friday 3 pm -7 pm (dinner**  
**break included)**

**By: Earlene Lammman**  
**\$60**

**You have to have completed Dirty**  
**and Dutch Pour (Acrylic Pour I) in**  
**order to take this class, either last**  
**year or earlier today.**



Students will be taught pour painting using various implements to create fun designs. Two bases will be completed. 6x10" racetrack and 5" square. Basket pattern will be available for each base. Students will NOT make a basket in this class but will be given a pattern to make their basket at home once their creation has cured.

NO Kits available

**F6 -SPECIAL QUARTER**  
**Friday 3 pm -7 pm (dinner**  
**break included)**

**By: Lorelea Roberts**  
**\$45**  
**All Levels**



Create a unique gift with this special quarter basket by selecting two quarters that have special meaning. Birth years, marriage year, state quarters etc.

This basket starts with a 4" wood base with a wood divider that will hold 2 special quarters that you will provide. In this basket you will experience stop/start weaving, 3 rod wale, Cherokee wheels and lashing with waxed linen. 5" high with insert 3 1/2" basket 17" circumference.

Kits available

**F7 - KENTUCKY CASSEROLE**  
**Friday 3 pm – 7 pm (dinner break included)**  
**By: Shirley Thomas**  
**\$45**  
**All levels**



10" round bottom 5" tall with side handles  
 Basket is simply woven using natural and dyed reed Perfect for a casserole dish



Kits available



## Saturday Basket Classes

Registration starts at 8:30 am

Class at 9 am

**S1 - OPTICS**  
**Saturday 9 am to 4 pm (lunch break included)**  
**By: Pat Mercer**  
**\$55**  
**Intermediate Level**



"Optics" begins with a unique woven base technique, giving it a 3-D effect. The simple wrapped handle highlights the base, and the optional winking God's eye on each side adds to the "optics" name.  
 16"x8"x4 1/2" plus handle.  
 Students should bring weights.

Kits available



**S2 - MY FAVORITE STATE**  
**Saturday 9 am to 4 pm (lunch break included)**  
**By: Earlene Lampman**  
**\$60**  
**Intermediate Level**



This basket is woven on a 5" resin covered base. It is woven using a 2/2 rod wale weave. The finished project will be 10" x 2.25".

After signup is confirmed, please contact Earlene at [ekramerlampman@gmail.com](mailto:ekramerlampman@gmail.com) to order your base and/or reed color choices.

Preorder Kits Only  
See description for information on how to preorder kits.




**S3 - ENCHANTED SPARKLE JAR**  
**Saturday 9 am – 1 pm**  
**By: Lorelea Roberts**  
**\$35**  
**All Levels**



Elevate your home decor with our enchanting sparkle jar kit. This stunning basket combines traditional caning with holographic lace, creating a one-of-a-kind piece that's both functional and visually captivating.

Size: 2" wood base - 3 1/2" High

Kits available

<p><b>S4 - VERSITILE VANITY</b>  <b>Saturday 9 am – 1 pm</b>  <b>By: Bereda Weddle</b>  <b>\$40</b>  <b>All Levels</b></p> 	<p>This handy basket is 13" X 4 1/4" X 3 1/2" and is woven on a 4" X 6" D handle. It is small enough to sit on the back of your toilet but also large enough to be useful in any part of the house. Decorative spokes run horizontally and dyed overlays, and dyed 5/8" flat reed create a stunning effect. Additional color choices will be available such as black, teal, and blue.</p> 	<p>Kits available</p>
<p><b>S5 - FUN WITH TWILLS</b>  <b>Saturday 2 pm – 5 pm</b>  <b>By: Lorelea Roberts</b>  <b>\$35</b>  <b>All Levels</b></p> 	<p>This candle holder/wine bottle holder is a thrill to weave. You start with a 6-inch metal candle holder and using cane and Suede, weave continuously in a 2/2 twill. You will also receive a charm to accentuate the finished product. 6" High Suede Color choices</p> <p><b>Candle not included</b></p>	<p>Kits available</p>

Where to Stay: [www.airbnb.com/taylorsville-ky/stays](http://www.airbnb.com/taylorsville-ky/stays)

[www.edgewater Taylorsville Lake.com/](http://www.edgewater Taylorsville Lake.com/)

[www.eaglesmotel.com](http://www.eaglesmotel.com)

Local towns with hotel rooms include Shelbyville, Louisville, and Bardstown.

# Basket Bonanza Registration Form

September 13 & 14, 2024

Be sure your class selections are legible and accurate.

Name: \_\_\_\_\_

Address: \_\_\_\_\_

City, State, Zip: \_\_\_\_\_

Phone: \_\_\_\_\_

Email: \_\_\_\_\_

I have the following food allergies: \_\_\_\_\_

I have <b>completed</b> basket(s)	Beginner	0 – 10 baskets.
	Intermediate	11 – 20 baskets
	Advanced	21 + baskets

Rank classes in order of preference. Pick your 2nd and 3<sup>rd</sup> choices. Classes can fill up quickly or can be canceled by the instructor if unforeseen circumstances occur. Do not list classes that you are not willing to take as this may cause someone to lose their spot in a class they wanted. Please note if you are only requesting a kit.

### Friday Early (beginning at 10 am)

F1 (I Love Baskets) \_\_\_\_\_ F2 (Dirty and Dutch Pour) \_\_\_\_\_

F3 (X-Marks the Spot) \_\_\_\_\_ F4 (Frosty) \_\_\_\_\_

### Friday Late (beginning at 3 pm)

F5 (Acrylic Pour II) \_\_\_\_\_ F6 (Special Quarter) \_\_\_\_\_

F7 (Kentucky Casserole) \_\_\_\_\_

### Saturday Early (beginning at 9am)

S1 (Optics) \_\_\_\_\_ S2 (My Favorite State) \_\_\_\_\_

S3 (Enchanted Sparkle Jar) \_\_\_\_\_ S4 (Versatile Vanity) \_\_\_\_\_

### Saturday Afternoon (beginning at 1 or after)

S5 (Fun with Twill) \_\_\_\_\_

I would like to purchase the following kits:

1. \_\_\_\_\_
2. \_\_\_\_\_
3. \_\_\_\_\_
4. \_\_\_\_\_

- Choose your 3 favorite baskets for the session you wish to attend.
- Registration will be done on a 1st come basis.
- Include preferred email for notification or stamped, self-addressed 4 x 9 envelope.
- 1 day registration will be \$20.
- Postmarked by August 1, 2024
- MAIL class checks or money orders, Registration check or money order, self-addressed envelope (if preferred method of notification), and this form to:

- **Bluegrass Basket Guild**  
 251 Cotton Lane  
 Taylorsville, KY 40071  
 ATTN: Jamie Prather

- If you do not get your 1st choice class, we will return your check or money order and request a check or money order for the next available class you chose.
- No registration refund for cancellations, you will need to arrange for pick up or pay for shipment.
- Email Nichole at Nichole.hutchins@gmail.com with any questions.

Checklist:

\_\_\_\_\_ I do **NOT** wish to have my picture posted on Facebook, newsletter, or website.

\_\_\_\_\_ Clearly written email address or stamped, self-addressed 4 X 9 envelope if you wish for your classes to be physically mailed to you.

\_\_\_\_\_ Separate Check or money order made out to Bluegrass Basket Weavers for \$35.00 registration.

\_\_\_\_\_ Individual **POST-DATED** checks or money order made out to the teachers of your first-choice classes and any kits you want.

\_\_\_\_\_ I understand that my classes will not be assigned until the post-dated check or money order has been received. I also understand that my first choice is not guaranteed.

**Please watch our Facebook page for any updates of classes being cancelled.**

**On Friday, September 13, Lorelea Robert's husband will be here to collect any scissors that you would like to have sharpened. He will return them to their owners on Saturday before the retreat ends. It will cost \$5 per pair to have them sharpened.**

Participant Name: \_\_\_\_\_